

New

A revolutionary Chenille Cutter from OLFA

Chenille Cutter

MODEL
CHN-1
PATENT PENDING



Easily cuts multiple layers of fabrics, as well as paper felt, fleece and more.



Make your own Chenille fabric!



OLFA®

THE ORIGINATOR SINCE 1956

CAT.No.157

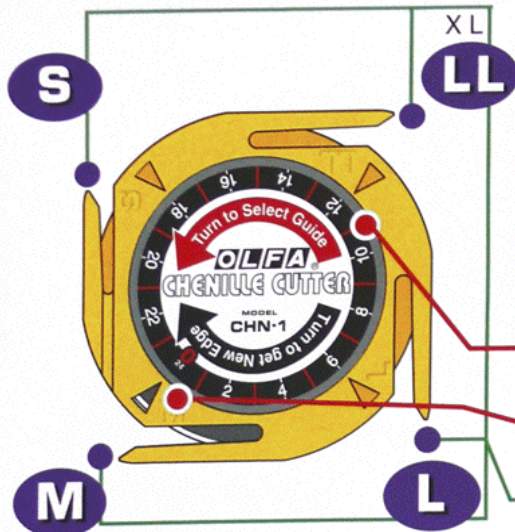
New

OLFA

Model "CHN-1"

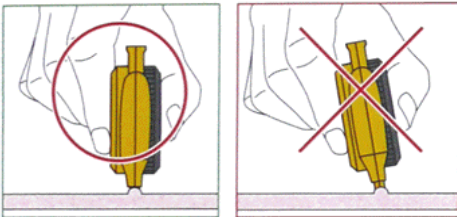
Chenille Cutter

OLFA
THE ORIGINATOR SINCE 1956

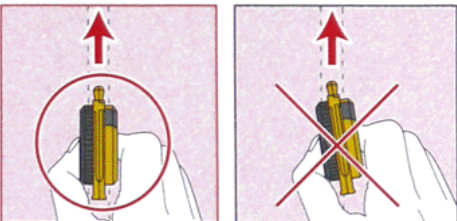


Functions of parts

	metric	inches
S	5~6m/m	1/8"
M	7~8m/m	1/4"
L	9~10m/m	3/8"
LL (XL)	11~12m/m	1/2"



1. Stand the cutter vertically on the material.



2. Hold firmly the end of the material to cut the center correctly.

Features

- 4 channel guides sizes from narrow to wide width.
- 24 new blade edges.
- Ultra sharp blade made from alloy tool steel.

1. Ratchet-Dial

2. Arrow Window

3. Guides



A cute carrying case and a detailed instruction manual are included in the package for proper cutter use.



SELECT CHANNEL GUIDE SIZE

1/4 Turn the ratchet-dial counter-clockwise. The blade can be seen in the arrow window of the selected guide.



EXPOSE NEW BLADE EDGE

Turn the ratchet-dial clockwise until a new blade edge emerges. Each CHB-1 blade has **24** edges.



Easy blade replacement

CHB-1

60 mm

0.35mm

The "RB60" blade is not recommended for use with the "CHN-1".



MODEL	PACKAGE	BARCODE	INNER BOX	CARTON
CHN-1	Blister Packed CARD SIZE 115x220mm	091511 30084 0	6 pcs. ITF BARCODE 200 91511 30084 4	60pcs.[6x10] ITF BARCODE 600 91511 30084 2
CHB-1	Blister Packed CARD SIZE 81x160mm	091511 50123 0	6 pcs. ITF BARCODE 200 91511 50123 4	120pcs.[6x20] ITF BARCODE 600 91511 50123 2

WARNING

1. OLFA BLADES are Extremely sharp! Handle with great care.
2. Do not immerse or clean in any type of spirit or solvent.
3. Dispose of used blade with great care.
4. Keep out of reach of the children.
5. Keep the "CHN-1" in the carrying case when not in use for extra safety.

OLFA CUTTERS & KNIVES